| REV. | ECN NO. | DATE |
|---|---|---|
| A-0 | The new Release | 2017.09.11 |
| A-1 | Update drawing | 2017.11.24 |
| A-2 | Update drawing | 2018.01.05 |
| A-3 | Update drawing | 2019.03.11 |

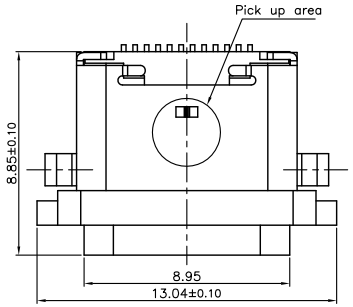


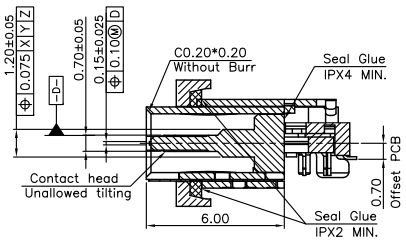


SECTION A-A
SECALE 1:1

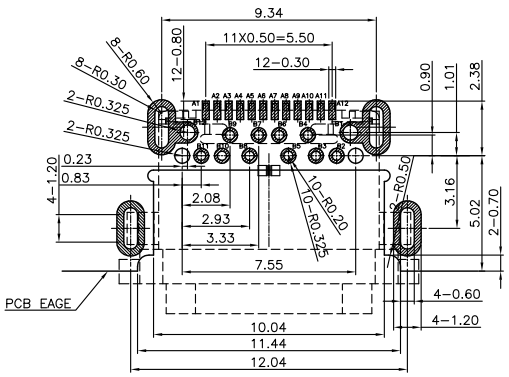


RECOMMEND P.C.B LAYOUT(COMPONENT SIDE)
TOLERANCE FOR PCB LAYOUT IS±0.05
KEEP OUT AREA (TOP VIEW)

NOTE:
1.ELECTRICAL CHARACTERISTICS;
1.1 CONTACT RESISTANCE: 30mΩ Max FOR INITIAL.
10mΩ CHANGE AFTER DURABILITY TEST
1.2 CONTACT CURRENT RATING: 5A
1.3 DIELECTRIC WITHSTANDING VOLTAGE: 100V AC R.M.S.
1.4 INSULATION RESISTANCE 100MΩ Min
1.5 OPERATING TEMPERATURE: -40°C ~ 120°C A1
2. MECHANICAL CHARACTERISTICS:
2.1 MATING FORCE: 5~20 N.
2.2 UNMATED FORCE: INITIAL 8~20N; 6~20N AFTER A1
DURABILITY TEST
2.3 DURABILITY: 10,000 CYCLES

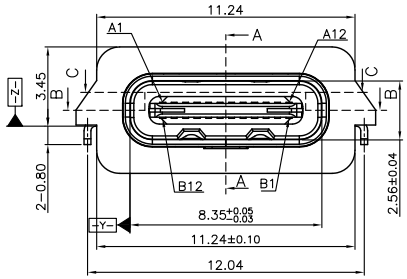


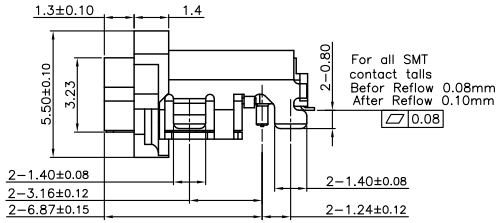


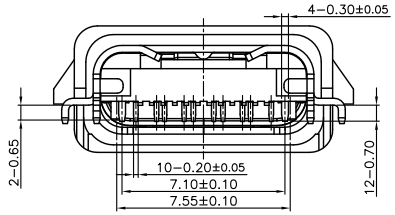


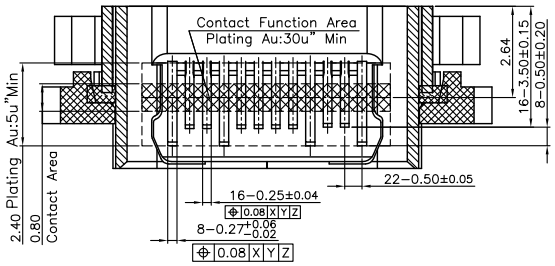


SECTION C-C
SECALE 2:1

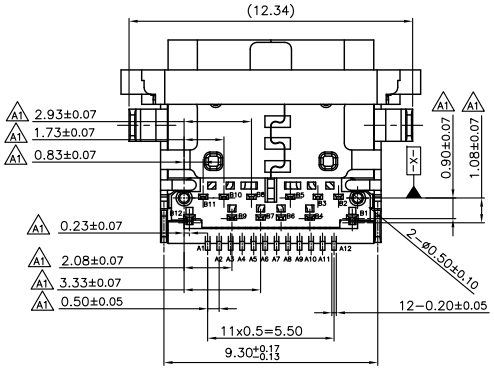


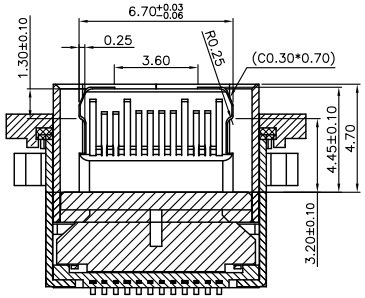


SECTION B-B A2
SECALE 1:1

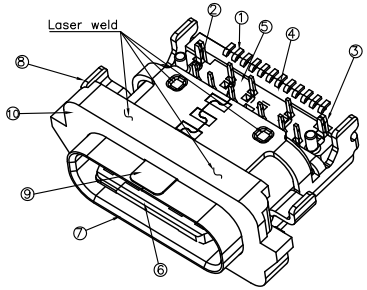


| NO. | VARIETY | MATERIAL | QT,Y | REMARK |
|---|---|---|---|---|
| 10 | COVER | LCP | 1 | White UL94 V-0 |
| 09 | MYLAR | ——— | 1 | T=0.10 MM |
| 08 | OUT SHELL | STAINLESS STEEL | 1 | T=0.30 Plating nickel |
| 07 | IN SHELL | STAINLESS STEEL | 1 | T=0.30 Plating nickel |
| 06 | OVER MOULDING | LCP A2 | 1 | White UL94 V-0 |
| 05 | BOTTOM CONTACT I/M | | 1 | White UL94 V-0 |
| 04 | TOP CONTACT I/M | | 1 | White UL94 V-0 |
| 03 | SHIELDING PLATE | STAINLESS STEEL | 1 | T=0.15 Plating nickel |
| 02 | BOTTOM CONTACT | Copper alloy | 1 | T=0.12 Au 30u" Plated A1 1U"plated at solder area. |
| 01 | TOP CONTACT | Copper alloy | 1 | T=0.12 Au 30u" Plated A1 3U"-8U"plated at solder area. |

RoHS Compliant

CZT® 温州意华接插件股份有限公司
WENZHOU YIHUA CONNECTOR CO.,LTD

| | | | | | |
|---|---|---|---|---|---|
| The third Angle of view | A4 SIZE | SCALE | UNIT | CUSTOMER: | Huawei |
| | | 1:1 | mm | MODEL NO: | 14080521 |

TOLERANCES
.X ±0.25
.XX±0.20
.XXX±0.10
ANGLES ±2°

| | | | | | | |
|---|---|---|---|---|---|---|
| Material: | SEE_NOTE | Designed: | | NAME: | USB TYPE C FEMALE L=8.85 OFFEST PCB 0.70 WITH COVER | |
| Finish: | SEE_NOTE | Checked: | | DWG NO: | 131A-0034 | REV. |
| SHEET 1 OF 1 | | Approved: | | PART NO: | 10317124F007 | A-3 |